

Qualene Buckner  
Topic Insects  
March 30 – April 3rd

Monday

## Science

Your children will need to start by gathering small sticks in your backyard or a local park. You can create this craft without them. Then the brown paper bag you will need to be cut into vertical strips. It really doesn't matter if the strips are thin or thick. Next, the strips and the sticks will need to be glued onto the paper plate. Your children will need to layer the stick and the paper strips. They may want to weave the paper bag strips over and under the sticks to help the sticks stay in place. Finally, your children will need to cut out several egg shapes from the blue paper. Have your children decorate them if they want to, then they will then glue them into the nest.



Read aloud: A house for hermit crab By Eric Carle

<http://www.peepandthebigwideworld.com/en/kids/videos/117/chirp-builds-a-nest/>


Tuesday

Qualene Buckner  
Topic Insects  
March 30 – April 3rd

# Motor skills

On a walk to the playground, /grocery store, around the house or gross motor area, invite children to sing The Ants Go Marching and march like the ants in the song.

Youtube dance along: [https://www.youtube.com/watch?v=2S\\_\\_fbCGwOM](https://www.youtube.com/watch?v=2S__fbCGwOM)



<http://www.peepandthebigwideworld.com/en/educators/curriculum/center-based-educators/color/activity/stand-alone/477/bug-hunt/>


Qualene Buckner  
Topic Insects  
March 30 – April 3rd

# Wednesday

## Art/Writing

Read the book The Very Hungry Caterpillar book after do an art project.


Cover a table with paper and provide liquid watercolors, as well as pieces of yarn to represent worms and caterpillars. Invite children dip the worms and caterpillars in the paint and paint on the paper by wiggling them across or above the paper.



Read along : the very hungry caterpillar, brown bear brown what do you see? By Eric Carle.

Qualene Buckner  
Topic Insects  
March 30 – April 3rd

# Thursday




Create a web by crisscrossing yarn and securing it to the table. Place a few pipe cleaners or straws in between the yarn and supply additional pipe cleaners or straws, invite children to weave the pipe cleaners or straws through the web. as they are doing this encourage child to count along the way.

Qualene Buckner  
Topic Insects  
March 30 – April 3rd

Video: <https://www.youtube.com/watch?v=YdiGEjz5b0Q>,

<https://www.youtube.com/watch?v=TfL0g-XRxnA>

## Friday



Tell the children you are going to sing The Itsy-Bitsy Spider two times. The first time you are going to sing it about an itsy-bitsy spider and, then the

Qualene Buckner  
Topic Insects  
March 30 – April 3rd

second time you are going to sing about a great big spider. When singing about the small spider use a high-pitched, squeaky voice, then use a low, deep voice to sing about the big spider.

Read aloud: [https://www.youtube.com/watch?v=w\\_ICi8U49mY](https://www.youtube.com/watch?v=w_ICi8U49mY),  
<https://www.youtube.com/watch?v=TbKI-jjpPx8>,

big and small video: <https://www.youtube.com/watch?v=XAMtgyiUhlo>